

Assessment Sheet-1 (English)


TOPICS COVERED:

- Patterns
- Capital Letters A to D


Class: NURSERY

Name: _____

A. Encircle the beginning letter of each given picture:




A D B



B D C



D A B



B A D

B. Tick (✓) the letter that belongs to the given picture:



B D



D B



C A



B A



C B

C. Trace the different lines and curves:

Tracing practice area featuring five cartoon clouds with different facial expressions (smiling, closed eyes, angry, laughing, and surprised) and three rows of dashed lines for tracing. Each row contains four types of lines: horizontal, diagonal down-right, vertical, and diagonal up-right, followed by two dashed circles.

D. Match the circles with the letter 'B' to the picture of the butterfly and colour them 'red':

A central illustration of a monarch butterfly is surrounded by ten circles containing the letters A, B, C, and D. The letters are arranged as follows: C (top), B (top), B (top), B (left), A (right), A (left), C (right), B (left), B (right), B (bottom), D (bottom), B (bottom).

E. Match the following pictures to the first letter of their names:

The image contains the following items:

- Abacus (starts with A)
- Duck (starts with D)
- Book (starts with B)
- Camel (starts with C)
- Red Arrow (starts with A)
- Green Balloon (starts with B)
- Hexagon with letter C
- Hexagon with letter B
- Hexagon with letter A
- Hexagon with letter D

Oral Assessment

1. Flash card/Picture Identification
 - Show flash cards or pictures.
 - Ask the child to name the object and say its beginning sound.
2. Rhyme Recitation
 - Ask the child to recite any one rhyme with actions.



.....
Teacher's Signature

Assessment Sheet-2 (English)


TOPICS COVERED:

- Capital Letters A to H

Class: NURSERY

Name: _____

A. Help the rocket to reach the moon by filling up the stars with missing letters (A to H):




B. Encircle the beginning letter of each picture:



E B A F



H D F G



B C A H



E H B A

Assessment Sheet-1 (Maths)









TOPICS COVERED:

- Counting 1 to 5
- Writing Numbers 1 to 5


Class: NURSERY

Name: _____

A. Count and match:

B. (i) Count and write the number of balloons:



(ii) Count and write the number of ducklings:









C. Fill in the missing number in each row:

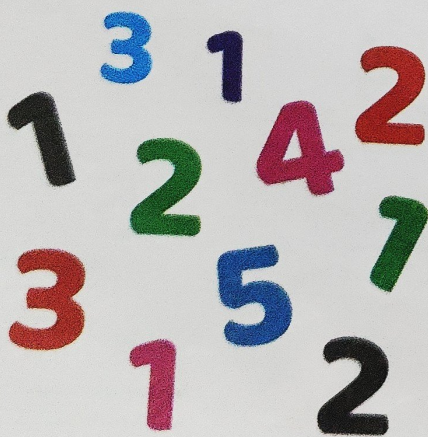
___	2	3	4	5
1	2	___	4	5
1	___	3	4	5
1	2	3	___	5
1	2	3	4	___

D. Count and write the number of each fruit and vegetable:


The image shows a collection of 18 items: 4 pineapples, 4 bananas, 3 strawberries, 3 eggplants, 2 carrots, and 2 oranges. Below the collection are six empty boxes for counting:

	<input type="text"/>		<input type="text"/>		<input type="text"/>
	<input type="text"/>		<input type="text"/>		<input type="text"/>


E. (i) Find number 1 and encircle all of them:



(ii) Find number 3 and encircle all of them:



F. Draw 3 buttons on the shirt and colour it:



Oral Assessment

1. Number Recognition (Using Flash cards)

- Show number flash cards (1 to 5) one by one.
- Ask the child to identify the number.

2. Counting Objects (Using Beads or Counters)

- Give the child a small bowl of beads or counters.
- Ask: "Can you give me 3 beads?" (Repeat for other numbers up to 5).

3. Picture Quantity Identification

- Show a flash card with pictures (For example, 4 apples).
- Ask: "How many apples do you see?"



.....
Teacher's Signature

Assessment Sheet-2 (Maths)

TOPICS COVERED:



- Lines and Circles
- Counting 1 to 10
- Writing Numbers 1 to 10

Class: NURSERY


Name: _____

A. (i) Colour 7 balloons:


(ii) Colour 4 balloons:




B. Count the fruits and colour the circles with correct numbers:




5 3 1




9 8 10




2 7 5



5 6 7



8 7 6



1 4 2

Assessment Sheet-1 (General Awareness)



TOPICS COVERED:

- Emotions
- Fruits
- Healthy Habits
- Parts of the Face













Class: NURSERY

Name: _____



A. Join the dots and colour the emoji that shows a happy face:



B. Cross (X) the objects that are hot and tick (✓) the objects that are cold:


C. Match the similar fruits:



D. Tick (✓) all the healthy habits:



E. Circle the animal which is different in each row:



F. Match parts of the face to the picture:

